

4

3

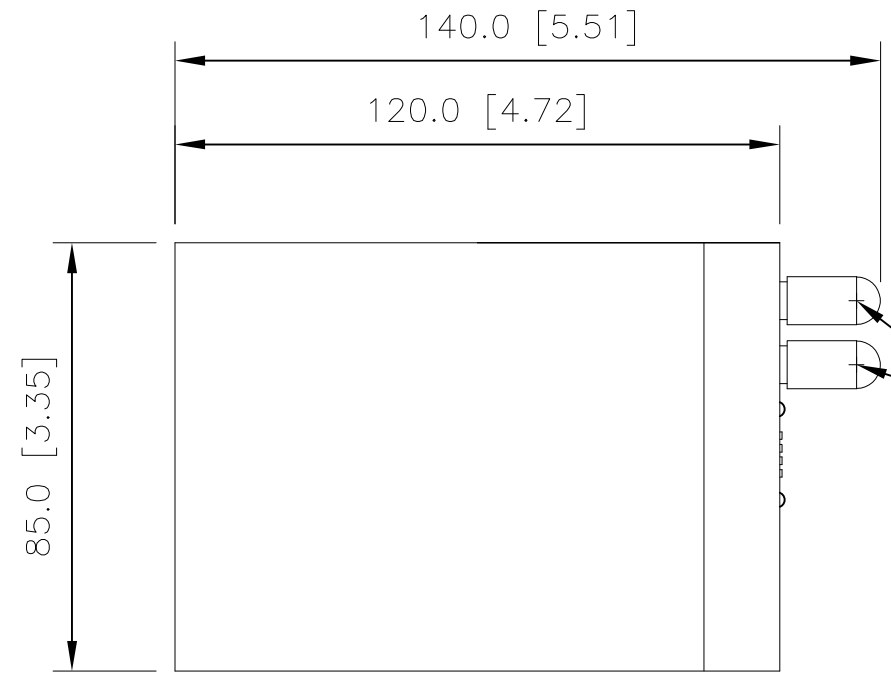
2

1

THIS DRAWING IS UNPUBLISHED. RELEASED FOR PUBLICATION
 © COPYRIGHT 19 BY AMP INCORPORATED. ALL RIGHTS RESERVED.

LOC	DIST	REVISIONS					
		P	LTR	DESCRIPTION	DATE	DWN	APVD
E	B		A	ORIGINAL	13-MAR-03	LT	A.G.
			B	ITEM LIST ADDED (JZ00 0015 04)	14-JUN-04	PD	A.G.
			C	ECR-06-009465	19-APR-06	PS	A.G.
			D	ECR-08-005570	29-FEB-08	JD	A.G.
			E	ECR-10-012818 ECR-10-012823	14-JUN-10	SL	A.B.

TOP VIEW

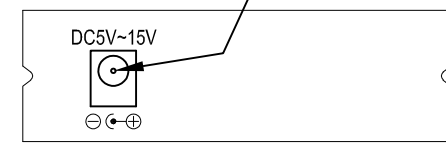


ST FIBRE CONNECTIONS WITH BLANKING PLUGS

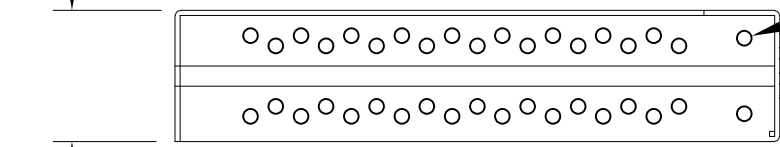
CHASSIS MOUNT HOLES

NOTE: POWER SUPPLY IS EUP COMPLIANT

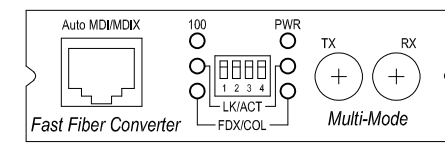
POWER INPUT SOCKET



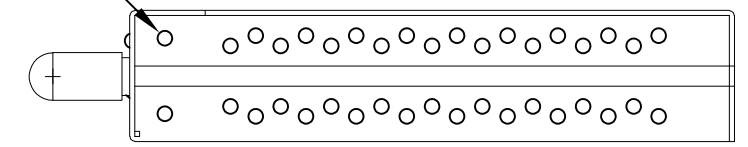
REAR VIEW



SIDE VIEW



FRONT VIEW



SIDE VIEW

85.0 [3.35]

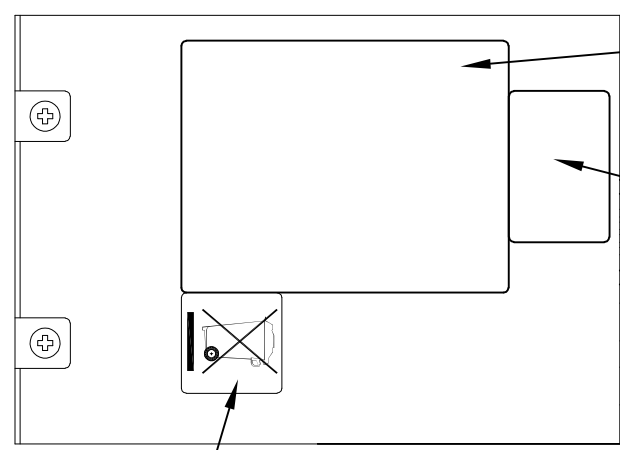
26.0 [1.02]

SERIAL NUMBER AND CE LABEL

FIBER SPECIFICATION LABEL

WEEE LABEL

BASE VIEW



ITEM	QUANTITY
MODULE	1
MOUNTING BRACKET	2
MOUNTING SCREW	4
POWER ADAPTER	1 *
USER GUIDE	1

* POWER ADAPTER IS NOT SUPPLIED WITH PART NUMBER 0-1591026-0

PART ISSUE	PART NUMBER	COUNTRY
E	0-1591026-0	--
E	0-1591026-1	US
E	0-1591026-2	EU
E	0-1591026-6	AU
E	0-1591026-7	UK
E	0-1591026-8	IN
E	0-1591026-9	US 240V
E	2-1591026-0	AR
E	5-1591026-7	RS
E	6-1591026-0	KR
E	7-1591026-0	JP

POWER ADAPTER

STANDARD PAINT FINISH: BLACK POWDER COAT

THIS DRAWING IS A CONTROLLED DOCUMENT FOR AMP INCORPORATED. IT IS SUBJECT TO CHANGE AND THE CONTROLLING ENGINEERING ORGANIZATION SHOULD BE CONTACTED FOR THE LATEST REVISION.		DWN S.Lambourn 14JUN10	 Tyco Electronics UK Ltd Bodelwyddan, Denbighshire, LL18 5TZ UK
DIMENSIONS: mm		CHK P.Bickley 14JUN10	
TOLERANCES UNLESS OTHERWISE SPECIFIED:		APVD A.Bird 14JUN10	
0 PLC ± - 1 PLC ± 0.1 2 PLC ± 0.01 3 PLC ± 0.001 4 PLC ± 0.0001 ANGLES ± - FINISH -		NAME	ETHERNET MEDIA CONVERTER
MATERIAL -	FINISH -	PRODUCT SPEC -	APPLICATION SPEC -
CUSTOMER DRAWING		WEIGHT -	SCALE NTS
		SIZE A3	CAGE CODE
		DRAWING NO	SHEET 1 OF 1
		© 1591026	REV E